

Gulf Coast Region  
H1B Statistics  
Temporary Labor Condition Applications for Specialty  
Workers

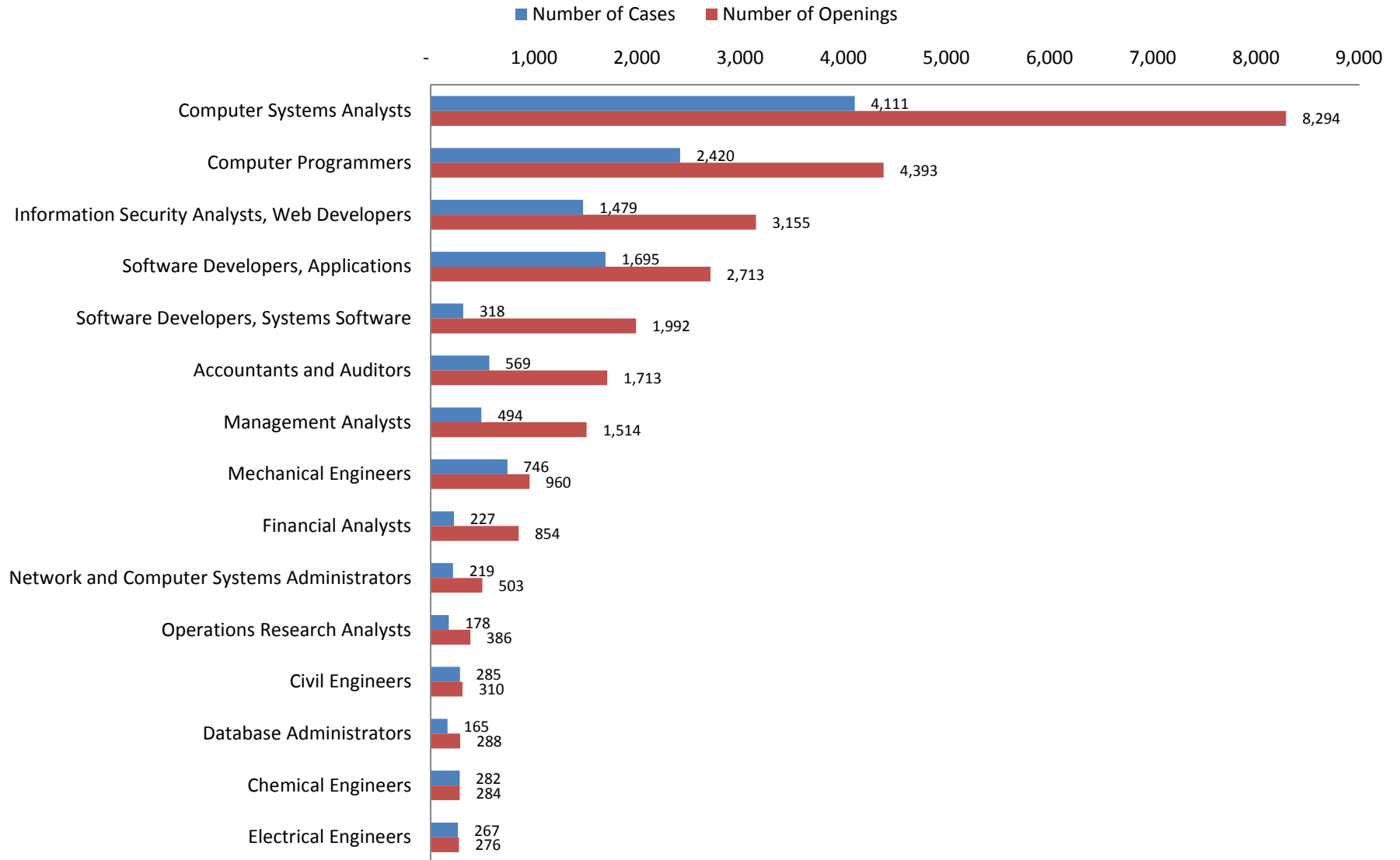
---

Workforce Solutions

August 2016

*\*Workforce Solutions is an affiliate of the Gulf Coast Workforce Board, which manages a regional workforce system that helps employers solve their workforce problems and residents build careers so both can compete in the global economy. The workforce system serves the City of Houston and the surrounding 13 Texas Gulf Coast counties.*

## Gulf Coast Region Certified H1B 's FY 2015 Top 15 Occupations



**Gulf Coast Region<sup>1</sup>**  
**Certified H-1B's for Fiscal Year 2015 Ranked by Total Openings**  
**October 1, 2014 through September 30, 2015**

<b>SOC CODE</b>	<b>OCCUPATION TITLE</b>	<b>NUMBER OF CASES</b>	<b>TOTAL OPENINGS</b>
<b>Total All</b>			
15-1121	Computer Systems Analysts	4,111	8,294
15-1131	Computer Programmers	2,420	4,393
15-1179	Information Security Analysts, Web Developers	1,479	3,155
15-1132	Software Developers, Applications	1,695	2,713
15-1133	Software Developers, Systems Software	318	1,992
13-2011	Accountants and Auditors	569	1,713
13-1111	Management Analysts	494	1,514
17-2141	Mechanical Engineers	746	960
13-2051	Financial Analysts	227	854
15-1142	Network and Computer Systems Administrators	219	503
15-2031	Operations Research Analysts	178	386
17-2051	Civil Engineers	285	310
15-1141	Database Administrators	165	288
17-2041	Chemical Engineers	282	284
17-2071	Electrical Engineers	267	276
11-3021	Computer and Information Systems Managers	90	253
17-2171	Petroleum Engineers	238	252
19-1021	Biochemists and Biophysicists	213	213
19-1042	Medical Scientists, Except Epidemiologists	152	196
19-2042	Geoscientists, Except Hydrologists and Geographers	187	191
13-1161	Market Research Analysts and Marketing Specialists	171	183
25-2021	Elementary School Teachers, Except Special Educati	172	174
17-2112	Industrial Engineers	152	152
41-9031	Sales Engineers	115	149
11-9041	Architectural and Engineering Managers	134	134
17-2121	Marine Engineers and Naval Architects	130	131
15-1134	Web Developers	73	122
13-1081	Logisticians	95	106
29-1069	Physicians and Surgeons, All Other	76	106
25-2031	Secondary School Teachers, Except Special and Care	104	104
17-2131	Materials Engineers	98	100
17-2072	Electronics Engineers, Except Computer	67	98
11-3031	Financial Managers	64	91
17-2199	Engineers, All Other	76	80
15-1151	Computer User Support Specialists	19	78
13-1051	Cost Estimators	64	69
11-3051	Industrial Production Managers	68	68
19-2031	Chemists	67	68
11-1021	General and Operations Managers	67	67
27-1021	Commercial and Industrial Designers	56	65
29-1123	Physical Therapists	64	65
11-2022	Sales Managers	57	60
17-3029	Engineering Technicians, Except Drafters, All Othe	35	60
11-2021	Marketing Managers	57	57
15-2041	Statisticians	45	51
19-4041	Geological and Petroleum Technicians	50	50
11-9021	Construction Managers	49	49
17-2081	Environmental Engineers	44	44
19-4021	Biological Technicians	43	43
17-2111	Health and Safety Engineers, Except Mining Safety	40	41
15-1122	Information Security Analysts	19	38
11-3071	Transportation, Storage, and Distribution Managers	27	36
17-2061	Computer Hardware Engineers	9	36
13-2099	Financial Specialists, All Other	21	35
11-9111	Medical and Health Services Managers	32	32
19-2012	Physicists	32	32

**Gulf Coast Region<sup>1</sup>**  
**Certified H-1B's for Fiscal Year 2015 Ranked by Total Openings**  
**October 1, 2014 through September 30, 2015**

<b>SOC CODE</b>	<b>OCCUPATION TITLE</b>	<b>NUMBER OF CASES</b>	<b>TOTAL OPENINGS</b>
<b>Total All</b>			
19-2041	Environmental Scientists and Specialists, Includin	31	31
25-1071	Health Specialties Teachers, Postsecondary	25	31
13-1199	Business Operations Specialists, All Other	29	29
23-1011	Lawyers	28	28
13-1071	Human Resource Specialists	27	27
19-2032	Materials Scientists	27	27
29-1051	Pharmacists	26	27
13-1023	Purchasing Agents, Except Wholesale, Retail, and F	25	25
29-1021	Dentists, General	24	25
11-9199	Managers, All Other	24	24
11-9199	Managers, All Other	24	24
13-2031	Budget Analysts	24	24
13-1151	Training and Development Specialists	23	23
19-1029	Biological Scientists, All Other	23	23
17-3011	Architectural and Civil Drafters	22	22
29-1062	Family and General Practitioners	20	20
25-1011	Business Teachers, Postsecondary	19	19
27-3031	Public Relations Specialists	17	19
29-2011	Medical and Clinical Laboratory Technologists	19	19
15-1111	Computer and Information Research Scientists	18	18
41-3031	Securities, Commodities, and Financial Services Sa	18	18
25-2022	Middle School Teachers, Except Special and Career/	17	17
27-1024	Graphic Designers	17	17
11-3061	Purchasing Managers	16	16
29-1122	Occupational Therapists	13	16
13-2052	Personal Financial Advisors	14	15
17-1011	Architects, Except Landscape and Naval	15	15
17-1012	Landscape Architects	14	14
11-1011	Chief Executives	13	13
11-3011	Administrative Services Managers	13	13
13-2041	Credit Analysts	13	13
23-2011	Paralegals and Legal Assistants	13	13
11-9121	Natural Sciences Managers	12	12
17-2031	Biomedical Engineers	12	12
17-2151	Mining and Geological Engineers, Including Mining	12	12
25-1022	Mathematical Science Teachers, Postsecondary	12	12
25-2012	Kindergarten Teachers, Except Special Education	12	12
29-9011	Occupational Health and Safety Specialists	10	12
17-3027	Mechanical Engineering Technicians	11	11
25-1032	Engineering Teachers, Postsecondary	11	11
29-1065	Pediatricians, General	11	11
41-4011	Sales Representatives, Wholesale and Manufacturing, Technical	11	11
19-1022	Microbiologists	10	10
19-3011	Economists	10	10
25-2052	Special Education Teachers, Kindergarten & Elementary	10	10
25-9031	Instructional Coordinators	10	10
29-1063	Internists, General	10	10
11-2011	Advertising and Promotions Managers	9	9
11-3121	Human Resources Managers	9	9
11-9032	Education Administrators, Elementary and Secondary	9	9
29-1066	Psychiatrists	9	9
29-1127	Speech-Language Pathologists	9	9
11-3131	Training and Development Managers	8	8
13-1041	Compliance Officers	8	8
15-1143	Computer Network Architects	8	8
15-1152	Computer Network Support Specialists	4	8

**Gulf Coast Region<sup>1</sup>**  
**Certified H-1B's for Fiscal Year 2015 Ranked by Total Openings**  
**October 1, 2014 through September 30, 2015**

<b>SOC CODE</b>	<b>OCCUPATION TITLE</b>	<b>NUMBER OF CASES</b>	<b>TOTAL OPENINGS</b>
<b>Total All</b>			
15-2021	Mathematicians	8	8
25-1042	Biological Science Teachers, Postsecondary	8	8
27-2022	Coaches and Scouts	8	8
15-2011	Actuaries	7	7
23-1012	Judicial Law Clerks	7	7
25-1063	Economics Teachers, Postsecondary	7	7
25-1124	Foreign Language and Literature Teachers, Postseco	7	7
25-1194	Vocational Education Teachers, Postsecondary	7	7
25-2011	Preschool Teachers, Except Special Education	7	7
27-3091	Interpreters and Translators	5	7
29-1067	Surgeons	7	7
13-1121	Meeting, Convention, and Event Planners	6	6
17-1022	Surveyors	6	6
17-3022	Civil Engineering Technicians	6	6
25-1021	Computer Science Teachers, Postsecondary	6	6
27-3041	Editors	6	6
29-1141	Registered Nurses	6	6
41-4012	Sales Representatives, Wholesale and Manufacturing, Except Te	6	6
11-9151	Social and Community Service Managers	5	5
13-1141	Compensation, Benefits, and Job Analysis Specialis	5	5
13-2053	Insurance Underwriters	5	5
15-1799	Computer Occupations, All Other	5	5
17-3023	Electrical and Electronics Engineering Technicians	3	5
27-3042	Technical Writers	5	5
29-1131	Veterinarians	5	5
53-5021	Captains, Mates, and Pilots of Water Vessels	5	5
53-6051	Transportation Inspectors	5	5
13-2061	Financial Examiners	4	4
15-1150	Computer Support Specialists	4	4
17-1021	Cartographers and Photogrammetrists	4	4
19-3039	Psychologists, All Other	4	4
19-3051	Urban and Regional Planners	4	4
21-1091	Health Educators	4	4
27-1011	Art Directors	4	4
29-1024	Prosthodontists	4	4
29-1061	Anesthesiologists	4	4
29-1171	Nurse Practitioners	4	4
11-2031	PR & Fundraising Managers	3	3
11-9033	Education Administrators, Postsecondary	3	3
17-2021	Agricultural Engineers	3	3
17-3024	Electro-Mechanical Technicians	3	3
19-1013	Soil and Plant Scientists	3	3
19-1099	Life Scientists, All Other	3	3
19-3031	Clinical, Counseling, and School Psychologists	3	3
19-4061	Social Science Research Assistants	3	3
21-1012	Educational, Guidance, School, and Vocational Coun	3	3
23-2099	Legal Support Workers, All Other	3	3
25-1121	Art, Drama, and Music Teachers, Postsecondary	3	3
25-1125	History Teachers, Postsecondary	3	3
25-2054	Special Education Teachers, Secondary School	3	3
27-1014	Multimedia Artists and Animators	3	3
27-1025	Interior Designers	3	3
27-3022	Reporters and Correspondents	3	3
35-1011	Chefs and Head Cooks	3	3
41-3099	Sales Representatives, Services, All Other	3	3
11-9039	Education Administrators, All Other	2	2

**Gulf Coast Region<sup>1</sup>**  
**Certified H-1B's for Fiscal Year 2015 Ranked by Total Openings**  
**October 1, 2014 through September 30, 2015**

<b>SOC CODE</b>	<b>OCCUPATION TITLE</b>	<b>NUMBER OF CASES</b>	<b>TOTAL OPENINGS</b>
<b>Total All</b>			
11-9051	Food Service Managers	2	2
13-1131	Fundraisers	2	2
13-2071	Credit Counselors	2	2
15-2091	Mathematical Technicians	2	2
17-2011	Aerospace Engineers	2	2
17-2074	Electrical Engineers, R&D	2	2
17-3025	Environmental Engineering Technicians	2	2
19-1011	Animal Scientists	2	2
19-1041	Epidemiologists	2	2
19-2099	Physical Scientists, All Other	2	2
19-3041	Sociologists	2	2
19-3099	Social Scientists and Related Workers, All Other	2	2
19-4011	Agricultural & Food Science Technicians	2	2
19-4031	Chemical Technicians	2	2
19-4091	Environmental Science and Protection Technicians,	2	2
21-1015	Rehabilitation Counselors	2	2
21-1021	Child, Family, and School Social Workers	2	2
21-1022	Healthcare Social Workers	2	2
23-1022	Arbitrators, Mediators, & Conciliators	2	2
25-1051	Atmospheric, Earth, Marine, and Space Sciences Tea	2	2
25-1065	Political Science Teachers, Postsecondary	2	2
25-1122	Communications Teachers, Postsecondary	2	2
25-1199	Postsecondary Teachers, All Other	2	2
25-2053	Special Education Teachers, Middle School	2	2
25-9021	Farm & Home Management Advisors	2	2
29-1064	Obstetricians and Gynecologists	2	2
29-1071	Physician Assistants	2	2
29-1125	Recreational Therapists	2	2
29-1199	Health Diagnosing and Treating Practitioners, All	2	2
43-9111	Statistical Assistants	2	2
11-9013	Farmers, Ranchers, and other Agricultural Managers	1	1
11-9031	Education Administrators, Preschool and Childcare	1	1
11-9081	Lodging Managers	1	1
11-9141	Property, Real Estate, & Community Association Managers	1	1
13-2021	Appraisers and Assessors of Real Estate	1	1
13-2081	Tax Examiners and Collectors, and Revenue Agents	1	1
17-2053	Civil Engineers, R&D	1	1
17-2144	Mechanical Engineers, R&D	1	1
17-2161	Nuclear Engineers	1	1
17-3012	Electrical & Electronic Drafters	1	1
17-3013	Mechanical Drafters	1	1
17-3026	Industrial Engineering Technicians	1	1
19-1012	Food Scientists and Technologists	1	1
19-3032	Industrial-Organizational Psychologists	1	1
19-3091	Anthropologists and Archeologists	1	1
19-3092	Geographers	1	1
19-4099	Life, Physical, and Social Science Technicians, Al	1	1
21-1011	Substance Abuse & Behavioral Disorder Counselors	1	1
21-1014	Mental Health Counselors	1	1
21-1099	Community & Social Service Specialists, All Other	1	1
21-2011	Clergy	1	1
21-2021	Directors, Religious Activities & Education	1	1
21-2099	Religious Workers, All Other	1	1
25-1066	Psychology Teachers, Postsecondary	1	1
25-1067	Sociology Teachers, Postsecondary	1	1
25-1072	Nursing Instructors and Teachers, Postsecondary	1	1

**Gulf Coast Region<sup>1</sup>**  
**Certified H-1B's for Fiscal Year 2015 Ranked by Total Openings**  
**October 1, 2014 through September 30, 2015**

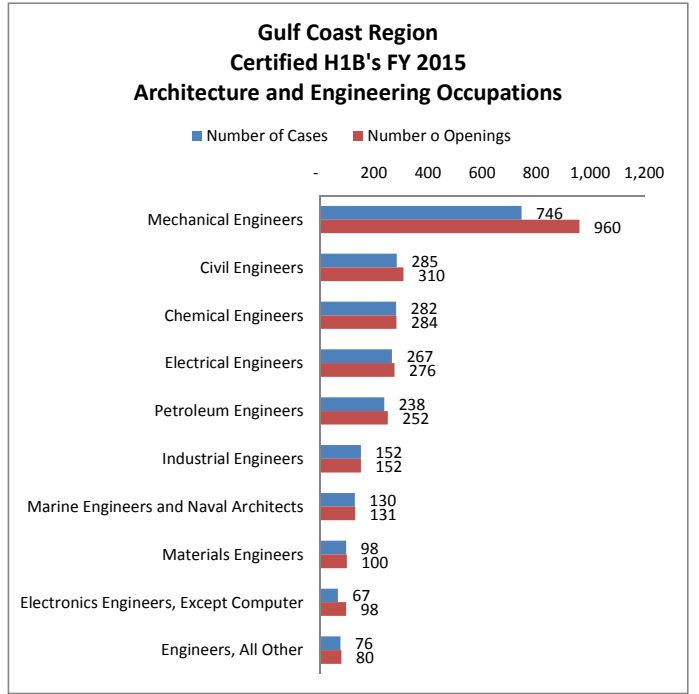
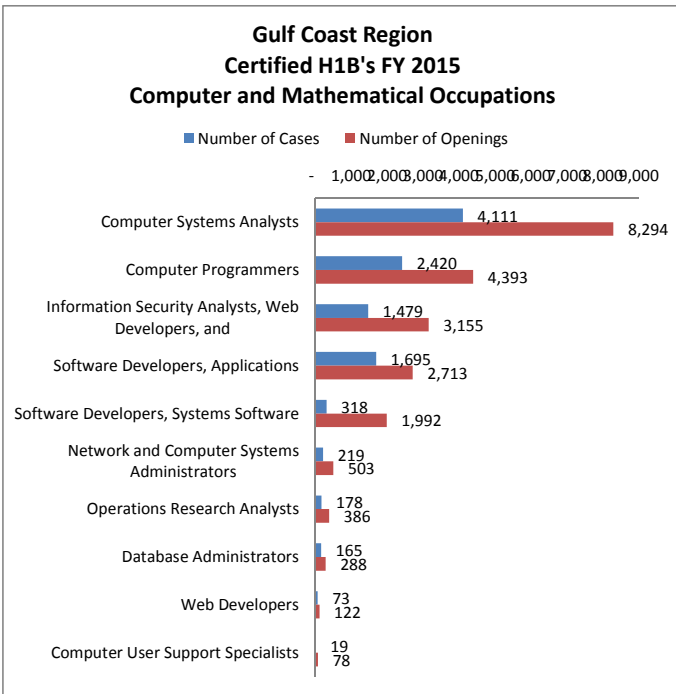
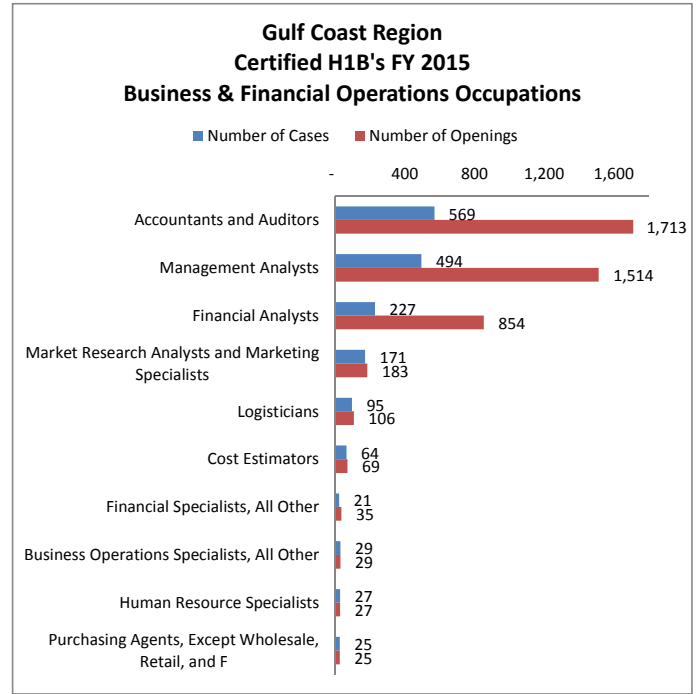
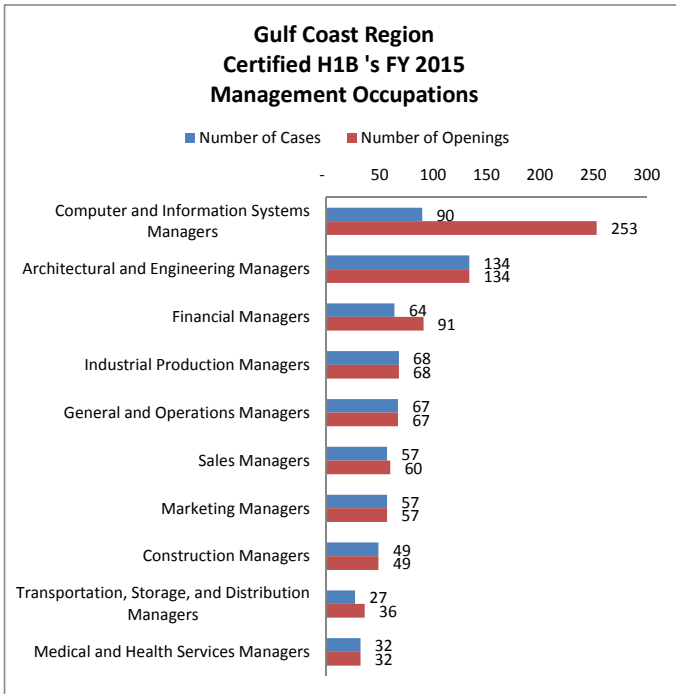
<b>SOC CODE</b>	<b>OCCUPATION TITLE</b>	<b>NUMBER OF CASES</b>	<b>TOTAL OPENINGS</b>
<b>Total All</b>			
25-1081	Education Teachers, Postsecondary	1	1
25-1112	Law Teachers, Postsecondary	1	1
25-1123	English Language and Literature Teachers, Postseco	1	1
25-1126	Philosophy and Religion Teachers, Postsecondary	1	1
25-1193	Recreation & Fitness Study Teacherrs, Postsecondary	1	1
25-2051	Special Education Teachers, Preschool	1	1
25-2059	Special Education Teacers, All Other	1	1
25-3099	Teachers and Instructors, All Other	1	1
25-4011	Archivists	1	1
25-4012	Curators	1	1
25-4013	Museum Technicians & Conservators	1	1
27-1029	Designers, All Other	1	1
27-2032	Choreographers	1	1
27-2042	Musicians and Singers	1	1
27-3099	Media and Communication Workers, All Other	1	1
27-4032	Film and Video Editors	1	1
29-1011	Chiropractors	1	1
29-1022	Oral & Maxillofacial Surgeons	1	1
29-1031	Dietitians and Nutritionists	1	1
29-1081	Podiatrists	1	1
29-1126	Respiratory Therapists	1	1
29-2012	Medical & Clinical Laboratory Technicians	1	1
29-2099	Health Technologists and Technicians, All Other	1	1
29-9091	Athletic Trainers	1	1
29-9099	Healthcare Practitioners and Technical Workers, Al	1	1
33-3021	Detectives & Criminal Investigators	1	1
41-9021	Real Estate Brokers	1	1
43-1011	First-Line Supervisors of Office and Administrativ	1	1
43-3051	Payroll & Timekeeping Clerks	1	1
43-9199	Office and Administrative Support Workers, All Oth	1	1
45-2021	Animal Breeders	1	1

1. The Gulf Coast Region includes the following counties: Austin, Brazoria, Chambers, Colorado, Fort Bend, Galveston, Harris, Liberty, Matagorda, Montgomery, Walker, Waller, and Wharton.

Data Source: U.S. Department of Labor Employment and Training Administration Office of Foreign Labor Certification.  
<http://www.foreignlaborcert.doleta.gov/performance/data.cfm> (click Disclosure Data tab)

Prepared by Workforce Solutions August 2016

## Top Occupational Categories





**Gulf Coast Region<sup>1</sup>**  
**Certified H-1B's for Fiscal Year 2015 by Occupational Groups**  
**October 1, 2014 through September 30, 2015**

<b>SOC CODE</b>	<b>OCCUPATION TITLE</b>	<b>NUMBER OF CASES</b>	<b>TOTAL OPENINGS</b>	<b>PERCENT OF TOTAL OPENINGS</b>
11-0000	Management Occupations	777	979	3.0%
13-0000	Business & Financial Operations Occupations	1,830	4,664	14.2%
15-0000	Computer & Mathematical Occupations	10,797	22,073	67.1%
17-0000	Architecture & Engineering Occupations	2,592	2,949	9.0%
19-0000	Life, Physical, & Social Science Occupations	886	935	2.8%
21-0000	Community & Social Service Occupations	19	19	0.1%
23-0000	Legal Occupations	53	53	0.2%
25-0000	Education, Training, & Library Occupations	469	477	1.5%
27-0000	Arts, Design, Entertainment, Sports, & Media Occupations	132	145	0.4%
29-0000	Healthcare Practitioners & Technical Occupations	338	376	1.1%
31-0000	Healthcare Support Occupations	0	0	0.0%
33-0000	Protective Service Occupations	1	1	0.0%
35-0000	Food Preparation & Serving Related Occupations	3	3	0.0%
37-0000	Building & Grounds Cleaning & Maintenance Occupations	0	0	0.0%
39-0000	Personal Care & Service Occupations	0	0	0.0%
41-0000	Sales & Related Occupations	154	188	0.6%
43-0000	Office & Administrative Support Occupations	5	5	0.0%
45-0000	Farming, Fishing, & Forestry Occupations	1	1	0.0%
47-0000	Construction & Extraction Occupations	0	0	0.0%
49-0000	Installation, Maintenance, & Repair Occupations	0	0	0.0%
51-0000	Production Occupations	0	0	0.0%
53-0000	Transportation & Material Moving Occupations	10	10	0.0%
	<b>Total All</b>	<b>18,067</b>	<b>32,878</b>	<b>100.0%</b>

1. The Gulf Coast Region includes the following counties: Austin, Brazoria, Chambers, Colorado, Fort Bend, Galveston, Harris, Liberty, Matagorda, Montgomery, Walker, Waller, and Wharton.

Data Source: U.S. Department of Labor Employment and Training Administration Office of Foreign Labor Certification.  
<http://www.foreignlaborcert.doleta.gov/performance/data.cfm> (click Disclosure Data tab)

Prepared by Workforce Solutions August 2016

**Gulf Coast Region<sup>1</sup>**  
**Certified H-1B's for Fiscal Year 2015 by Occupational Groups**  
**October 1, 2014 through September 30, 2015**

<b>SOC CODE</b>	<b>OCCUPATION TITLE</b>	<b>NUMBER OF CASES</b>	<b>TOTAL OPENINGS</b>
<b>11-0000</b>	<b>Management Occupations</b>	<b>777</b>	<b>979</b>
11-1011	Chief Executives	13	13
11-1021	General and Operations Managers	67	67
11-2011	Advertising and Promotions Managers	9	9
11-2021	Marketing Managers	57	57
11-2022	Sales Managers	57	60
11-2031	PR & Fundraising Managers	3	3
11-3011	Administrative Services Managers	13	13
11-3021	Computer and Information Systems Managers	90	253
11-3031	Financial Managers	64	91
11-3051	Industrial Production Managers	68	68
11-3061	Purchasing Managers	16	16
11-3071	Transportation, Storage, and Distribution Managers	27	36
11-3121	Human Resources Managers	9	9
11-3131	Training and Development Managers	8	8
11-9013	Farmers, Ranchers, and other Agricultural Managers	1	1
11-9021	Construction Managers	49	49
11-9031	Education Administrators, Preschool and Childcare	1	1
11-9032	Education Administrators, Elementary and Secondary	9	9
11-9033	Education Administrators, Postsecondary	3	3
11-9039	Education Administrators, All Other	2	2
11-9041	Architectural and Engineering Managers	134	134
11-9051	Food Service Managers	2	2
11-9081	Lodging Managers	1	1
11-9111	Medical and Health Services Managers	32	32
11-9121	Natural Sciences Managers	12	12
11-9141	Property, Real Estate, & Community Association Managers	1	1
11-9151	Social and Community Service Managers	5	5
11-9199	Managers, All Other	24	24

<b>SOC CODE</b>	<b>OCCUPATION TITLE</b>	<b>NUMBER OF CASES</b>	<b>TOTAL OPENINGS</b>
<b>13-0000</b>	<b>Business &amp; Financial Operations Occupations</b>	<b>1,830</b>	<b>4,664</b>
13-1023	Purchasing Agents, Except Wholesale, Retail, and F	25	25
13-1041	Compliance Officers	8	8
13-1051	Cost Estimators	64	69
13-1071	Human Resource Specialists	27	27
13-1081	Logisticians	95	106
13-1111	Management Analysts	494	1,514
13-1121	Meeting, Convention, and Event Planners	6	6
13-1131	Fundraisers	2	2
13-1141	Compensation, Benefits, and Job Analysis Specialis	5	5
13-1151	Training and Development Specialists	23	23
13-1161	Market Research Analysts and Marketing Specialists	171	183
13-1199	Business Operations Specialists, All Other	29	29
13-2011	Accountants and Auditors	569	1,713
13-2021	Appraisers and Assessors of Real Estate	1	1
13-2031	Budget Analysts	24	24
13-2041	Credit Analysts	13	13
13-2051	Financial Analysts	227	854
13-2052	Personal Financial Advisors	14	15
13-2053	Insurance Underwriters	5	5
13-2061	Financial Examiners	4	4
13-2071	Credit Counselors	2	2
13-2081	Tax Examiners and Collectors, and Revenue Agents	1	1
13-2099	Financial Specialists, All Other	21	35

**Gulf Coast Region<sup>1</sup>**  
**Certified H-1B's for Fiscal Year 2015 by Occupational Groups**  
**October 1, 2014 through September 30, 2015**

<b>SOC CODE</b>	<b>OCCUPATION TITLE</b>	<b>NUMBER OF CASES</b>	<b>TOTAL OPENINGS</b>
<b>15-0000</b>	<b>Computer &amp; Mathematical Occupations</b>	<b>10,797</b>	<b>22,073</b>
15-1111	Computer and Information Research Scientists	18	18
15-1121	Computer Systems Analysts	4,111	8,294
15-1122	Information Security Analysts	19	38
15-1131	Computer Programmers	2,420	4,393
15-1132	Software Developers, Applications	1,695	2,713
15-1133	Software Developers, Systems Software	318	1,992
15-1134	Web Developers	73	122
15-1141	Database Administrators	165	288
15-1142	Network and Computer Systems Administrators	219	503
15-1143	Computer Network Architects	8	8
15-1150	Computer Support Specialists	4	4
15-1151	Computer User Support Specialists	19	78
15-1152	Computer Network Support Specialists	4	8
15-1179	Information Security Analysts, Web Developers, and	1,479	3,155
15-1799	Computer Occupations, All Other	5	5
15-2011	Actuaries	7	7
15-2021	Mathematicians	8	8
15-2031	Operations Research Analysts	178	386
15-2041	Statisticians	45	51
15-2091	Mathematical Technicians	2	2

<b>SOC CODE</b>	<b>OCCUPATION TITLE</b>	<b>NUMBER OF CASES</b>	<b>TOTAL OPENINGS</b>
<b>17-0000</b>	<b>Architecture &amp; Engineering Occupations</b>	<b>2,592</b>	<b>2,949</b>
17-1011	Architects, Except Landscape and Naval	15	15
17-1012	Landscape Architects	14	14
17-1021	Cartographers and Photogrammetrists	4	4
17-1022	Surveyors	6	6
17-2011	Aerospace Engineers	2	2
17-2021	Agricultural Engineers	3	3
17-2031	Biomedical Engineers	12	12
17-2041	Chemical Engineers	282	284
17-2051	Civil Engineers	285	310
17-2053	Civil Engineers, R&D	1	1
17-2061	Computer Hardware Engineers	9	36
17-2071	Electrical Engineers	267	276
17-2072	Electronics Engineers, Except Computer	67	98
17-2074	Electrical Engineers, R&D	2	2
17-2081	Environmental Engineers	44	44
17-2111	Health and Safety Engineers, Except Mining Safety	40	41
17-2112	Industrial Engineers	152	152
17-2121	Marine Engineers and Naval Architects	130	131
17-2131	Materials Engineers	98	100
17-2141	Mechanical Engineers	746	960
17-2144	Mechanical Engineers, R&D	1	1
17-2151	Mining and Geological Engineers, Including Mining	12	12
17-2161	Nuclear Engineers	1	1
17-2171	Petroleum Engineers	238	252
17-2199	Engineers, All Other	76	80
17-3011	Architectural and Civil Drafters	22	22
17-3012	Electrical & Electronic Drafters	1	1
17-3013	Mechanical Drafters	1	1
17-3022	Civil Engineering Technicians	6	6
17-3023	Electrical and Electronics Engineering Technicians	3	5
17-3024	Electro-Mechanical Technicians	3	3
17-3025	Environmental Engineering Technicians	2	2
17-3026	Industrial Engineering Technicians	1	1
17-3027	Mechanical Engineering Technicians	11	11
17-3029	Engineering Technicians, Except Drafters, All Othe	35	60

**Gulf Coast Region<sup>1</sup>**  
**Certified H-1B's for Fiscal Year 2015 by Occupational Groups**  
**October 1, 2014 through September 30, 2015**

<b>SOC CODE</b>	<b>OCCUPATION TITLE</b>	<b>NUMBER OF CASES</b>	<b>TOTAL OPENINGS</b>
<b>19-0000</b>	<b>Life, Physical, &amp; Social Science Occupations</b>	<b>886</b>	<b>935</b>
19-1011	Animal Scientists	2	2
19-1012	Food Scientists and Technologists	1	1
19-1013	Soil and Plant Scientists	3	3
19-1021	Biochemists and Biophysicists	213	213
19-1022	Microbiologists	10	10
19-1029	Biological Scientists, All Other	23	23
19-1041	Epidemiologists	2	2
19-1042	Medical Scientists, Except Epidemiologists	152	196
19-1099	Life Scientists, All Other	3	3
19-2012	Physicists	32	32
19-2031	Chemists	67	68
19-2032	Materials Scientists	27	27
19-2041	Environmental Scientists and Specialists, Includin	31	31
19-2042	Geoscientists, Except Hydrologists and Geographers	187	191
19-2099	Physical Scientists, All Other	2	2
19-3011	Economists	10	10
19-3031	Clinical, Counseling, and School Psychologists	3	3
19-3032	Industrial-Organizational Psychologists	1	1
19-3039	Psychologists, All Other	4	4
19-3041	Sociologists	2	2
19-3051	Urban and Regional Planners	4	4
19-3091	Anthropologists and Archeologists	1	1
19-3092	Geographers	1	1
19-3099	Social Scientists and Related Workers, All Other	2	2
19-4011	Agricultural & Food Science Technicians	2	2
19-4021	Biological Technicians	43	43
19-4031	Chemical Technicians	2	2
19-4041	Geological and Petroleum Technicians	50	50
19-4061	Social Science Research Assistants	3	3
19-4091	Environmental Science and Protection Technicians,	2	2
19-4099	Life, Physical, and Social Science Technicians, Al	1	1

<b>SOC CODE</b>	<b>OCCUPATION TITLE</b>	<b>NUMBER OF CASES</b>	<b>TOTAL OPENINGS</b>
<b>21-0000</b>	<b>Community &amp; Social Service Occupations</b>	<b>19</b>	<b>19</b>
21-1011	Substance Abuse & Behavioral Disorder Counselors	1	1
21-1012	Educational, Guidance, School, and Vocational Coun	3	3
21-1014	Mental Health Counselors	1	1
21-1015	Rehabilitation Counselors	2	2
21-1021	Child, Family, and School Social Workers	2	2
21-1022	Healthcare Social Workers	2	2
21-1091	Health Educators	4	4
21-1099	Community & Social Service Specialists, All Other	1	1
21-2011	Clergy	1	1
21-2021	Directors, Religious Activities & Education	1	1
21-2099	Religious Workers, All Other	1	1

<b>SOC CODE</b>	<b>OCCUPATION TITLE</b>	<b>NUMBER OF CASES</b>	<b>TOTAL OPENINGS</b>
<b>23-0000</b>	<b>Legal Occupations</b>	<b>53</b>	<b>53</b>
23-1011	Lawyers	28	28
23-1012	Judicial Law Clerks	7	7
23-1022	Arbitrators, Mediators, & Conciliators	2	2
23-2011	Paralegals and Legal Assistants	13	13
23-2099	Legal Support Workers, All Other	3	3

**Gulf Coast Region<sup>1</sup>**  
**Certified H-1B's for Fiscal Year 2015 by Occupational Groups**  
**October 1, 2014 through September 30, 2015**

<b>SOC CODE</b>	<b>OCCUPATION TITLE</b>	<b>NUMBER OF CASES</b>	<b>TOTAL OPENINGS</b>
<b>25-0000</b>	<b>Education, Training, &amp; Library Occupations</b>	<b>469</b>	<b>477</b>
25-1011	Business Teachers, Postsecondary	19	19
25-1021	Computer Science Teachers, Postsecondary	6	6
25-1022	Mathematical Science Teachers, Postsecondary	12	12
25-1032	Engineering Teachers, Postsecondary	11	11
25-1042	Biological Science Teachers, Postsecondary	8	8
25-1051	Atmospheric, Earth, Marine, and Space Sciences Tea	2	2
25-1063	Economics Teachers, Postsecondary	7	7
25-1065	Political Science Teachers, Postsecondary	2	2
25-1066	Psychology Teachers, Postsecondary	1	1
25-1067	Sociology Teachers, Postsecondary	1	1
25-1071	Health Specialties Teachers, Postsecondary	25	31
25-1072	Nursing Instructors and Teachers, Postsecondary	1	1
25-1081	Education Teachers, Postsecondary	1	1
25-1112	Law Teachers, Postsecondary	1	1
25-1121	Art, Drama, and Music Teachers, Postsecondary	3	3
25-1122	Communications Teachers, Postsecondary	2	2
25-1123	English Language and Literature Teachers, Postseco	1	1
25-1124	Foreign Language and Literature Teachers, Postseco	7	7
25-1125	History Teachers, Postsecondary	3	3
25-1126	Philosophy and Religion Teachers, Postsecondary	1	1
25-1193	Recreation & Fitness Study Teacherrs, Postsecondary	1	1
25-1194	Vocational Education Teachers, Postsecondary	7	7
25-1199	Postsecondary Teachers, All Other	2	2
25-2011	Preschool Teachers, Except Special Education	7	7
25-2012	Kindergarten Teachers, Except Special Education	12	12
25-2021	Elementary School Teachers, Except Special Educati	172	174
25-2022	Middle School Teachers, Except Special and Career/	17	17
25-2031	Secondary School Teachers, Except Special and Care	104	104
25-2051	Special Education Teachers, Preschool	1	1
25-2052	Special Education Teachers, Kindergarten & Elementary	10	10
25-2053	Special Education Teachers, Middle School	2	2
25-2054	Special Education Teachers, Secondary School	3	3
25-2059	Special Education Teacers, All Other	1	1
25-3099	Teachers and Instructors, All Other	1	1
25-4011	Archivists	1	1
25-4012	Curators	1	1
25-4013	Museum Technicians & Conservators	1	1
25-9021	Farm & Home Management Advisors	2	2
25-9031	Instructional Coordinators	10	10

<b>SOC CODE</b>	<b>OCCUPATION TITLE</b>	<b>NUMBER OF CASES</b>	<b>TOTAL OPENINGS</b>
<b>27-0000</b>	<b>Arts, Design, Entertainment, Sports, &amp; Media Occupations</b>	<b>132</b>	<b>145</b>
27-1011	Art Directors	4	4
27-1014	Multimedia Artists and Animators	3	3
27-1021	Commercial and Industrial Designers	56	65
27-1024	Graphic Designers	17	17
27-1025	Interior Designers	3	3
27-1029	Designers, All Other	1	1
27-2022	Coaches and Scouts	8	8
27-2032	Choreographers	1	1
27-2042	Musicians and Singers	1	1
27-3022	Reporters and Correspondents	3	3
27-3031	Public Relations Specialists	17	19
27-3041	Editors	6	6
27-3042	Technical Writers	5	5
27-3091	Interpreters and Translators	5	7
27-3099	Media and Communication Workers, All Other	1	1
27-4032	Film and Video Editors	1	1

**Gulf Coast Region<sup>1</sup>**  
**Certified H-1B's for Fiscal Year 2015 by Occupational Groups**  
**October 1, 2014 through September 30, 2015**

<b>SOC CODE</b>	<b>OCCUPATION TITLE</b>	<b>NUMBER OF CASES</b>	<b>TOTAL OPENINGS</b>
<b>29-0000</b>	<b>Healthcare Practitioners &amp; Technical Occupations</b>	<b>338</b>	<b>376</b>
29-1011	Chiropractors	1	1
29-1021	Dentists, General	24	25
29-1022	Oral & Maxillofacial Surgeons	1	1
29-1024	Prosthodontists	4	4
29-1031	Dietitians and Nutritionists	1	1
29-1051	Pharmacists	26	27
29-1061	Anesthesiologists	4	4
29-1062	Family and General Practitioners	20	20
29-1063	Internists, General	10	10
29-1064	Obstetricians and Gynecologists	2	2
29-1065	Pediatricians, General	11	11
29-1066	Psychiatrists	9	9
29-1067	Surgeons	7	7
29-1069	Physicians and Surgeons, All Other	76	106
29-1071	Physician Assistants	2	2
29-1081	Podiatrists	1	1
29-1122	Occupational Therapists	13	16
29-1123	Physical Therapists	64	65
29-1125	Recreational Therapists	2	2
29-1126	Respiratory Therapists	1	1
29-1127	Speech-Language Pathologists	9	9
29-1131	Veterinarians	5	5
29-1141	Registered Nurses	6	6
29-1171	Nurse Practitioners	4	4
29-1199	Health Diagnosing and Treating Practitioners, All	2	2
29-2011	Medical and Clinical Laboratory Technologists	19	19
29-2012	Medical & Clinical Laboratory Technicians	1	1
29-2099	Health Technologists and Technicians, All Other	1	1
29-9011	Occupational Health and Safety Specialists	10	12
29-9091	Athletic Trainers	1	1
29-9099	Healthcare Practitioners and Technical Workers, Al	1	1

<b>SOC CODE</b>	<b>OCCUPATION TITLE</b>	<b>NUMBER OF CASES</b>	<b>TOTAL OPENINGS</b>
<b>33-0000</b>	<b>Protective Service Occupations</b>	<b>1</b>	<b>1</b>
33-3021	Detectives & Criminal Investigators	1	1

<b>SOC CODE</b>	<b>OCCUPATION TITLE</b>	<b>NUMBER OF CASES</b>	<b>TOTAL OPENINGS</b>
<b>35-0000</b>	<b>Food Preparation &amp; Serving Related Occupations</b>	<b>3</b>	<b>3</b>
35-1011	Chefs and Head Cooks	3	3

<b>SOC CODE</b>	<b>OCCUPATION TITLE</b>	<b>NUMBER OF CASES</b>	<b>TOTAL OPENINGS</b>
<b>37-0000</b>	<b>Building &amp; Grounds Cleaning &amp; Maintenance Occupations</b>		

<b>SOC CODE</b>	<b>OCCUPATION TITLE</b>	<b>NUMBER OF CASES</b>	<b>TOTAL OPENINGS</b>
<b>39-0000</b>	<b>Personal Care &amp; Service Occupations</b>		

<b>SOC CODE</b>	<b>OCCUPATION TITLE</b>	<b>NUMBER OF CASES</b>	<b>TOTAL OPENINGS</b>
<b>41-0000</b>	<b>Sales &amp; Related Occupations</b>	<b>154</b>	<b>188</b>
41-3031	Securities, Commodities, and Financial Services Sa	18	18
41-3099	Sales Representatives, Services, All Other	3	3
41-4011	Sales Representatives, Wholesale and Manufacturing, Technical & Scientific	11	11
41-4012	Sales Representatives, Wholesale and Manufacturing, Except Technical & S	6	6
41-9021	Real Estate Brokers	1	1
41-9031	Sales Engineers	115	149

<b>SOC CODE</b>	<b>OCCUPATION TITLE</b>	<b>NUMBER OF CASES</b>	<b>TOTAL OPENINGS</b>
<b>43-0000</b>	<b>Office &amp; Administrative Support Occupations</b>	<b>5</b>	<b>5</b>
43-1011	First-Line Supervisors of Office and Administrativ	1	1
43-3051	Payroll & Timekeeping Clerks	1	1
43-9111	Statistical Assistants	2	2
43-9199	Office and Administrative Support Workers, All Oth	1	1

**Gulf Coast Region<sup>1</sup>**  
**Certified H-1B's for Fiscal Year 2015 by Occupational Groups**  
**October 1, 2014 through September 30, 2015**

<b>SOC CODE</b>	<b>OCCUPATION TITLE</b>	<b>NUMBER OF CASES</b>	<b>TOTAL OPENINGS</b>
<b>45-0000</b>	<b>Farming, Fishing, &amp; Forestry Occupations</b>	<b>1</b>	<b>1</b>
45-2021	Animal Breeders	1	1
<b>47-0000</b>	<b>Construction &amp; Extraction Occupations</b>		
<b>49-0000</b>	<b>Installation, Maintenance, &amp; Repair Occupations</b>		
<b>51-0000</b>	<b>Production Occupations</b>		
<b>53-0000</b>	<b>Transportation &amp; Material Moving Occupations</b>	<b>10</b>	<b>10</b>
53-5021	Captains, Mates, and Pilots of Water Vessels	5	5
53-6051	Transportation Inspectors	5	5

1. The Gulf Coast Region includes the following counties: Austin, Brazoria, Chambers, Colorado, Fort Bend, Galveston, Harris, Liberty, Matagorda, Montgomery, Walker, Waller, and Wharton.

Data Source: U.S. Department of Labor Employment and Training Administration Office of Foreign Labor Certification.  
<http://www.foreignlaborcert.doleta.gov/performance/data.cfm> (click Disclosure Data tab)

Prepared by Workforce Solutions August 2016