

FOCUS ON HEALTH CARE

Houston Gulf Coast Region*

HEALTH CARE IS ONE OF THE LARGEST AND FASTEST GROWING INDUSTRIES IN THE REGION!

The health care industry is one of the most powerful economic forces in the Gulf Coast Region* and is expected to add over 93,000 jobs by 2018, an increase of 34.8 percent. Projected rates of employment growth for the various segments of the industry are very high with some projected to grow over 40 percent.

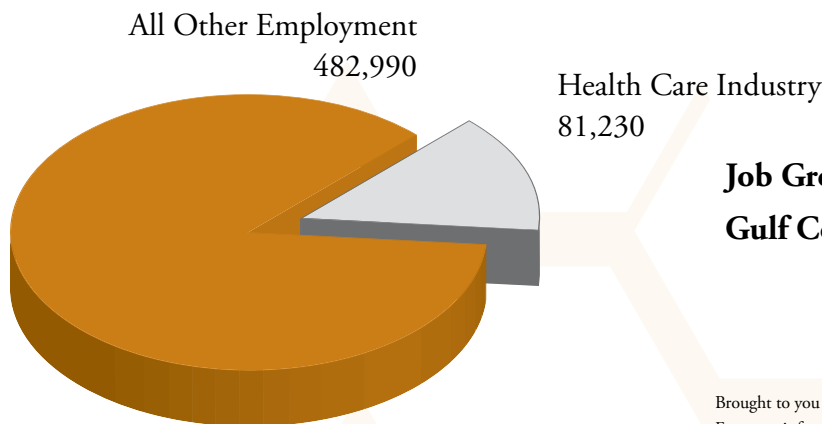
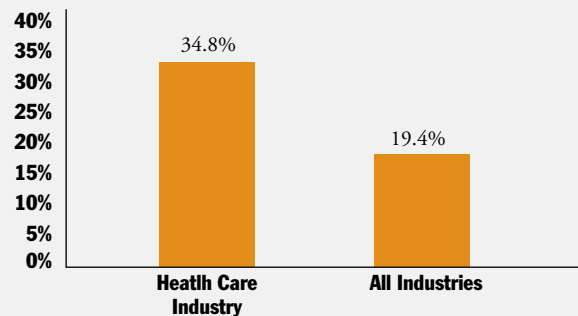


Employment opportunities in the health care industry have never been better!

THE HEALTH CARE INDUSTRY IS EXPECTED TO GROW AT NEARLY TWICE THE PACE OF TOTAL EMPLOYMENT IN THE REGION!

ONE IN EVERY SEVEN NEW JOBS IS EXPECTED TO BE IN THE HEALTH CARE INDUSTRY BETWEEN NOW AND 2018.

Health Care Industry Growth Rate – Gulf Coast Region



Job Growth 2008 to 2018 Gulf Coast Region

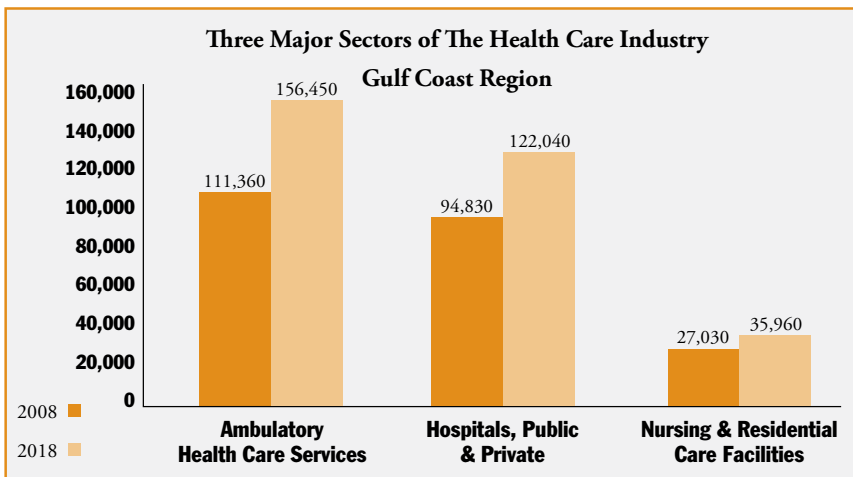
Brought to you by the Education Committee of The Gulf Coast Workforce Board.
For more information visit us on the web at www.wrksolutions.com
Latest data available. May 2011.

*Includes the following counties: Austin, Brazoria, Chambers, Colorado, Fort Bend, Galveston, Harris, Liberty, Matagorda, Montgomery, Walker, Waller, and Wharton.

THE HEALTH CARE INDUSTRY PROVIDES STABLE EMPLOYMENT OPPORTUNITIES!

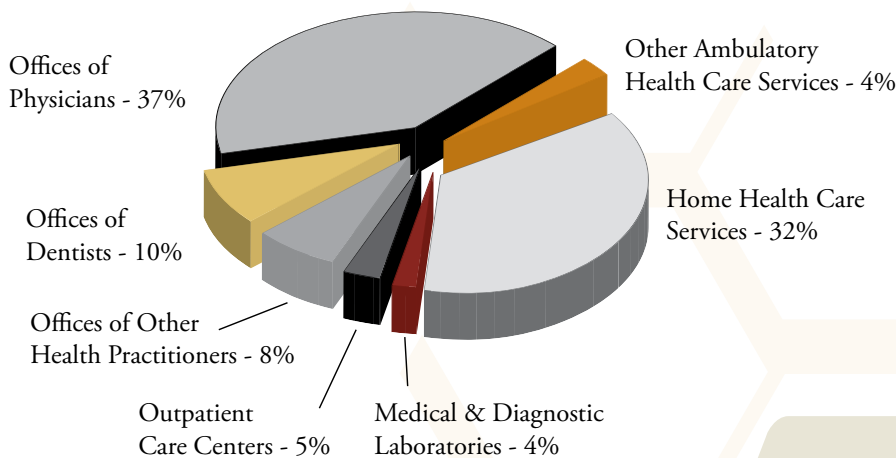
The Health care industry is one of the few industries that experienced significant employment growth throughout our most recent recession.

The future should continue to hold bright as the population grows, life expectancies rise, and as aging children are less able to care for their parents and rely more on long-term facilities.



THERE ARE THREE MAJOR SECTORS IN THE HEALTH CARE INDUSTRY, EACH FACING CHALLENGES TO MEETING WORK-FORCE NEEDS

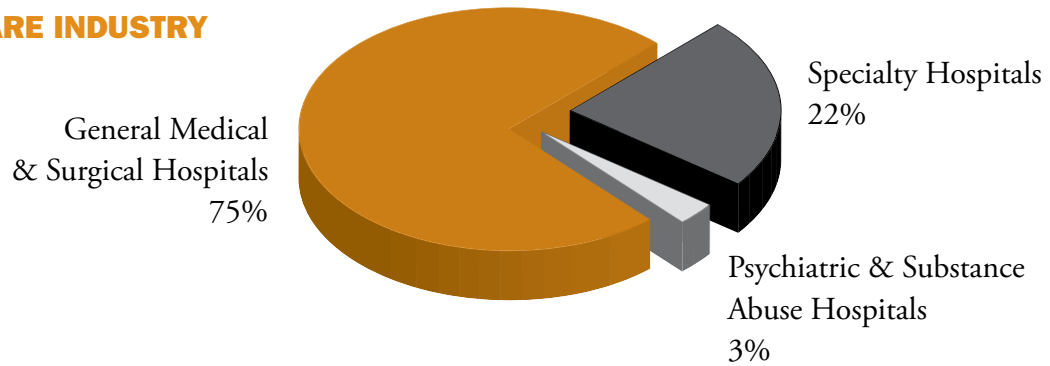
2018 Ambulatory Health Care Services
Gulf Coast Region



AMBULATORY HEALTH CARE SERVICES IS THE LARGEST OF THREE MAJOR SECTORS REPRESENTING A WIDE VARIETY OF HEALTH-RELATED ESTABLISHMENTS

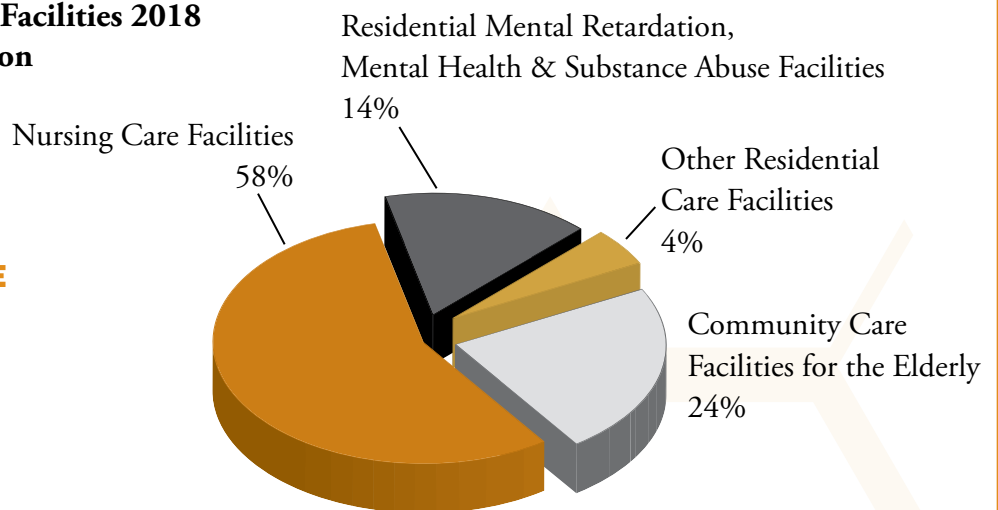
HOSPITALS PROVIDE SERVICES AROUND THE CLOCK AND REPRESENT 39 PERCENT OF EMPLOYMENT IN THE HEALTH CARE INDUSTRY

**Hospitals, Public & Private 2018
Gulf Coast Region**



**Nursing & Residential Care Facilities 2018
Gulf Coast Region**

NURSING & RESIDENTIAL CARE FACILITIES PROVIDE VARIOUS SERVICES TO INDIVIDUALS WHO NEED CONTINUOUS CARE



HEALTH CARE OCCUPATIONS IN DEMAND

Health care occupations are in demand across the nation. The health care industry faces increasing challenges to fill the supply and demand gaps. Education and training requirements vary, but those with specialized training will experience bigger and better employment opportunities. It is imperative that we face the challenges and expand the pipeline of youth entering the health care industry. The following is a list of occupations forecasted to provide the most annual openings due to industry growth and the need to replace workers as they exit the industry into retirement.

GULF COAST WORKFORCE DEVELOPMENT REGION — Employment by Occupations

OCCUPATION	ANNUAL AVG. EMPLOYMENT		NUMBER CHANGE	GROWTH RATE	ANNUAL OPENINGS	AVG. HOURLY RATES
	2008	2018				
Registered Nurses	39,510	53,500	13,990	35.4%	2,090	\$33.19
Home Health Aides	16,540	25,860	9,320	56.3%	1,095	\$9.98
Licensed Practical & Licensed Vocational Nurses	13,570	17,660	4,090	30.1%	835	\$20.67
Nursing Aides, Orderlies, & Attendants	20,170	26,500	6,330	31.4%	835	\$10.83
Medical Assistants	9,540	13,360	3,820	40.0%	485	\$13.29
Pharmacy Technicians	6,780	9,140	2,360	34.8%	405	\$14.18
Dental Assistants	4,690	6,390	1,700	36.2%	260	\$14.88
Pharmacists	4,920	6,070	1,150	23.4%	225	\$49.80
Medical Records & Health Information Technicians	3,200	4,130	930	29.1%	160	\$16.35
Radiologic Technologists & Technicians	3,550	4,610	1,060	29.9%	155	\$26.34
Emergency Medical Technicians & Paramedics	3,220	4,080	860	26.7%	150	\$16.71
Medical & Clinical Laboratory Technicians	3,080	3,920	840	27.3%	145	\$17.22
Speech-Language Pathologists	2,540	3,480	940	37.0%	140	\$33.20
Dental Hygienists	2,530	3,450	920	36.4%	140	\$32.09
Physical Therapists	2,760	3,770	1,010	36.6%	135	\$38.54
Medical & Clinical Laboratory Technologists	3,030	3,730	700	23.1%	130	\$19.18
Respiratory Therapists	2,200	3,010	810	36.8%	120	\$25.71
Surgical Technologists	1,870	2,560	690	36.9%	115	\$21.55

While a majority of the region's health care demands are in the nursing profession, job seekers will find the marketplace accommodating to many health care professionals.

Workforce Solutions is an equal opportunity employer/program. Auxiliary aids and services are available upon request to individuals with disabilities.

Texas Relay Numbers:

1-800-735-2989(TDD) • 1-800-735-2988(VOICE) • 711

www.wrksolutions.com